D2

D2. This drawing has been created from information gathered from client and/or builder and others involved. Any decisions to sway from this agreed upon drawing could create undesired consequences. Wall heights, floor and roof systems shown here are deliberate choices made by the designer and agreed upon by the person in possession of this copy. Riser counts, fascia heights and windows sizes are determined based on these components. Changing wall heights or floor depth (conventional lumber vs. open web floor trusses or i-joists) will likely change the number of stairs and total run needed, affecting the overall design. Changing the roof framing approach (conventional lumber vs. truss) could affect the fascia heights and the overall look of the home as viewed from the exterior. Changing fascia heights may also affect window sizing, placement, and egress designation wherever they near rooflines. If the homeowner, builder and/or salesperson make the decision to deviate from the design as shown by changing any of these components, it is strongly recommended that they contact this design group to verify that the drawing will still work.

Drawing Schedule

Title Page	1
Front & Rear Elevations	2
Left, Right Elevations & Roof View	3
1st Floor	4
2nd Floor & Foundation	5

Area Schedule

1st Floor - finished	1921 sq ft.
Footprint (used for estimating)	2563 sq ft.
Garage	650 sq ft.

Doors & Windows

Library Name	Product Code	Count	Egress
SPI\DOORS\EXTERIOR\GARAGE	9080 STABLE	2	Yes
SPI\DOORS\EXTERIOR\HINGED\6 PANEL\FR	2868 L FR	1	Yes
SPI\DOORS\EXTERIOR\HINGED\6 PANEL\FR	3068 R FR	1	Yes
SPI\DOORS\EXTERIOR\HINGED\GLASS	3080 R	1	Yes
SPI\DOORS\EXTERIOR\SLIDER	8080 RN	1	Yes
SPI\DOORS\INTERIOR\HINGED	2668 L	1	No
SPI\DOORS\INTERIOR\HINGED	2668 L FR	1	Yes
SPI\DOORS\INTERIOR\HINGED	2668 R	2	No
SPI\DOORS\INTERIOR\HINGED	2668LR	1	No
SPI\DOORS\INTERIOR\HINGED	2868 L	3	No
SPI\DOORS\INTERIOR\HINGED	2868 R	2	No
SPI\DOORS\INTERIOR\POCKET	2668 PKT	2	No
SPI\DOORS\INTERIOR\SLIDER	5068 S	1	No
SPI\DOORS\INTERIOR\SLIDER	6068 S	2	No
SPI\Marvin\Elevate\Casement\1 Wide Unit	ELCA2943 E	3	Yes
SPI\Marvin\Elevate\Casement\1 Wide Unit	ELCA2959 E	11	Yes
SPI\Marvin\Elevate\Casement\2 Wide Units	ELCA2971 2W E	2	Yes
SPI\Marvin\Elevate\Casement\3 Wide Units	ELCA2547 3W	1	No
SPI\Marvin\Elevate\Casement\Picture	1080 SIDELITE	2	No
SPI\Marvin\Elevate\Casement\Picture	ELCAP2959	3	No
SPI\Marvin\Elevate\Casement\Transom	ELCATR2916	2	No

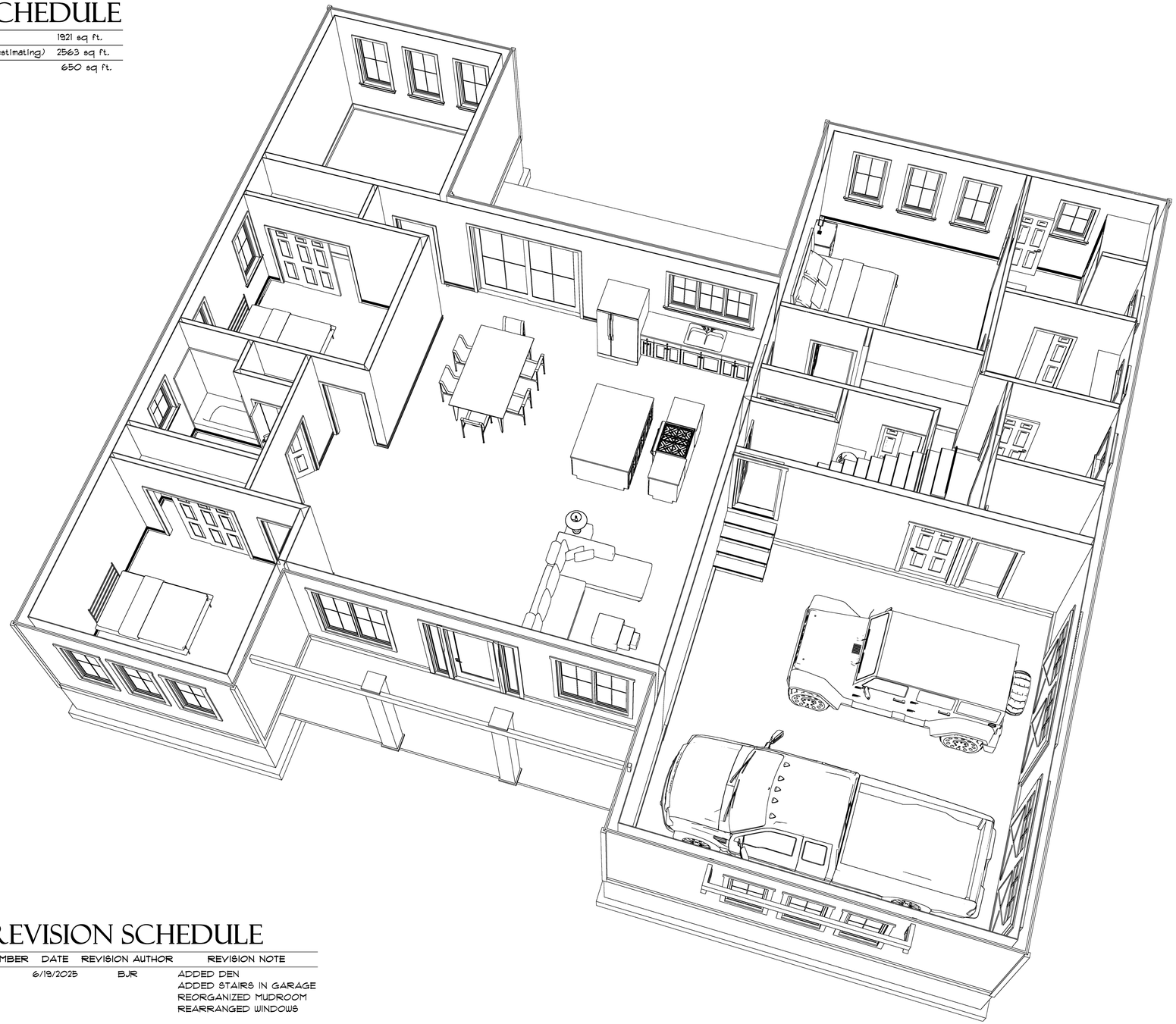

"ATTENTION HOMEOWNERS, BUILDERS, DESIGNERS & ARCHITECTS"

ALL WORK SHALL CONFORM TO STATE AND LOCAL BUILDING CODES

THE BUILDING CODE IS THE MINIMUM REQUIREMENT, ALWAYS CONSULT WITH THE LOCAL AUTHORITIES FOR AMENDMENTS OR IMPROVEMENTS TO THE CODE

ALL DIMENSIONS ARE TO BE VERIFIED IN THE FIELD

ALL FOOTINGS ARE TO REST ON UNDISTURBED SOIL AND EXTEND BELOW THE FROST LINE

ALL LUMBER EXPOSED TO THE WEATHER OR IN DIRECT CONTACT WITH CONCRETE MUST BE PRESSURE TREATED

SMOKE ALARMS ARE TO BE HARDWIRED, INTERCONNECTED AND INSTALLED IN THE FOLLOWING LOCATIONS:
-EACH SLEEPING AREA
-OUTSIDE EACH SEPERATE SLEEPING AREA IN THE VICINITY OF THE BEDROOMS
-ON EACH ADDITIONAL STORY INCLUDING BASEMENT AND HABITABLE ATTICS
-NOT LESS THAN 3' HORIZONTALLY FROM A BATHROOM DOOR CONTAINING A SHOWER OR A BATHTUB

A GARAGE CEILING WITH HABITABLE SPACE ABOVE MUST BE PROTECTED WITH 5/8" TYPE X GYPSUM

COMMON WALL BETWEEN HOUSE AND GARAGE MUST HAVE NO LESS THAN 5/8" GYPSUM ON THE GARAGE SIDE

OPENINGS BETWEEN THE RESIDENCE AND GARAGE SHALL BE PROTECTED WITH A 20 MIN. FIRE RATE DOOR EQUIPPED WITH A SELF-CLOSING DEVICE.

GARAGE SLAB MUST BE AN APPROVED NON-COMBUSTIBLE MATERIAL AND BE SLOPED TO FACILITATE THE MOVEMENT OF LIQUIDS TO A FLOOR DRAIN OR THE MAIN VEHICLE ENTRY DOOR

MAX SILL HEIGHT FOR EGRESS WINDOWS IS 44"

FOR EGRESS, TEMPERED GLASS, SASH LIMITER OR WOCD (WINDOW OPENING CONTROL DEVICE) PLEASE REFER TO 2021 IRC

REFER TO IRC TABLE R602.3(1) FOR FASTENING SCHEDULE

REFER TO IRC R602.7(2) FOR INTERIOR GIRDER SPANS

Revision Schedule

Number	Date	Revision Author	Revision Note
1	6/19/2025	BJR	ADDED DEN ADDED STAIRS IN GARAGE REORGANIZED MUDROOM REARRANGED WINDOWS

Send Feedback: email draftingfeedback@hammondlumber.com

PRELIMINARY DRAWING - NOT FOR CONSTRUCTION

22 LOCATIONS ACROSS MAINE & NEW HAMPSHIRE

AUBURN · BANGOR · BAR HARBOR · BELFAST · BELGRADE
BLUE HILL · BOOTHBAY HARBOR · BRUNSWICK · BUCKSPORT
CALAIS · CAMDEN · CHERRYFIELD · DAMARISCOTTA · ELLSWORTH
FAIRFIELD · FARMINGTON · GREENVILLE · MACHIAS · PORTLAND
ROCHESTER (NH) · ROCKLAND · SKOWHEGAN

Hammond Lumber Company

WWW.HAMMONDLUMBER.COM

D1 Drawings are provided by Hammond Lumber Company as a service to its customers and are intended for informational and illustrative purposes only. The information presented in these drawings was not or required by a registered architect and should not be used as a basis for construction. Hammond Lumber Company suggests that its customers seek the services of a registered architect to obtain technical blueprints if the customer desires to proceed further. Drawings are not to be used as a basis for construction and Hammond Lumber Company disclaims any responsibility if they are so used.

D1

BJR | SPR | AWB
ACH

RN251304

1 | 5

Revision Schedule & Revision
Rev. 6/17/25
Rev.1 6/19/25
Rev.2
Additional Revisions
(Use as needed to add)
R3 | R4
R5 | R6

NORTHERN CLOSURE CONST.

SPEC HOUSE

RANCH

LEWISTON

Thursday, June 19, 2025

Scale = As Noted

HOME PLANNING CENTER
A Division of Hammond Lumber Company

D2

D2. This drawing has been created from information gathered from client and/or builder and others involved. Any decisions to sway from this agreed upon drawing could create undesired consequences. Wall heights, floor and roof systems shown here are deliberate choices made by the designer and agreed upon by the person in possession of this copy. Riser counts, fascia heights and windows sizes are determined based on these components. Changing wall heights or floor depth (conventional lumber vs. open web floor trusses or i-joists) will likely change the number of stairs and total run needed, affecting the overall design. Changing the roof framing approach (conventional lumber vs. truss) could affect the fascia heights and the overall look of the home as viewed from the exterior. Changing fascia heights may also affect window sizing, placement, and egress designation wherever they near rooflines. If the homeowner, builder and/or salesperson make the decision to deviate from the design as shown by changing any of these components, it is strongly recommended that they contact this design group to verify that the drawing will still work.

FRONT ELEVATION

SCALE: 1/4" = 1'-0"

REAR ELEVATION

SCALE: 1/4" = 1'-0"

PRELIMINARY DRAWING - NOT FOR CONSTRUCTION

22 LOCATIONS ACROSS MAINE & NEW HAMPSHIRE

AUBURN · BANGOR · BAR HARBOR · BELFAST · BELGRADE
BLUE HILL · BOOTHBAY HARBOR · BRUNSWICK · BUCKSPORT
CALAIS · CAMDEN · CHERRYFIELD · DAMARISCOTTA · ELLSWORTH
FAIRFIELD · FARMINGTON · GREENVILLE · MACHIAS · PORTLAND
ROCHESTER (NH) · ROCKLAND · SKOWHEGAN

WWW.HAMMONDLUMBER.COM

Hammond Lumber Company

D1. Drawings are provided by Hammond Lumber Company as a service to its customers and are intended for informational and illustrative purposes only. The information presented in these drawings was not or required by a registered architect and should not be used as a basis for construction. Hammond Lumber Company suggests that its customers seek the services of a registered architect to obtain tecnical blueprints if the customer desires to proceed further. Drawings are not to be used as a basis for construction and Hammond Lumber Company disclaims any responsibility if they are so used.

D1

BJR	SPR	AJB
ACH		

RN251304

2 | 5

NORTHERN CLOSURE CONST.

SPEC HOUSE

RANCH

LEWISTON

Thursday, June 19, 2025

Scale = As Noted

Revisions & Notes
Rev. 6/17/25
Rev.1 6/19/25
Rev.2
Additional Revs
(not as shown in red)

HOME PLANNING CENTER
A Division of Hammond Lumber Company

Send Feedback: email draftingfeedback@hammondlumber.com

D2

D2. This drawing has been created from information gathered from client and/or builder and others involved. Any decisions to stray from this agreed upon drawing could create undesired consequences. Wall heights, floor and roof systems shown here are deliberate choices made by the designer and agreed upon by the person in possession of this copy. Riser counts, fascia heights and window sizes are determined based on these components. Changing wall heights or floor depth (conventional lumber vs. open web floor trusses or i-joists) will likely change the number of stairs and total run needed, affecting the overall design. Changing the roof framing approach (conventional lumber vs. truss) could affect the fascia heights and the overall look of the home as viewed from the exterior. Changing fascia heights may also affect window sizing, placement, and egress designation wherever they near rooflines. If the homeowner, builder and/or salesperson make the decision to deviate from the design as shown by changing any of these components, it is strongly recommended that they contact this design group to verify that the drawing will still work.

LEFT ELEVATION

SCALE: 1/4" = 1'-0"

RIGHT ELEVATION

SCALE: 1/4" = 1'-0"

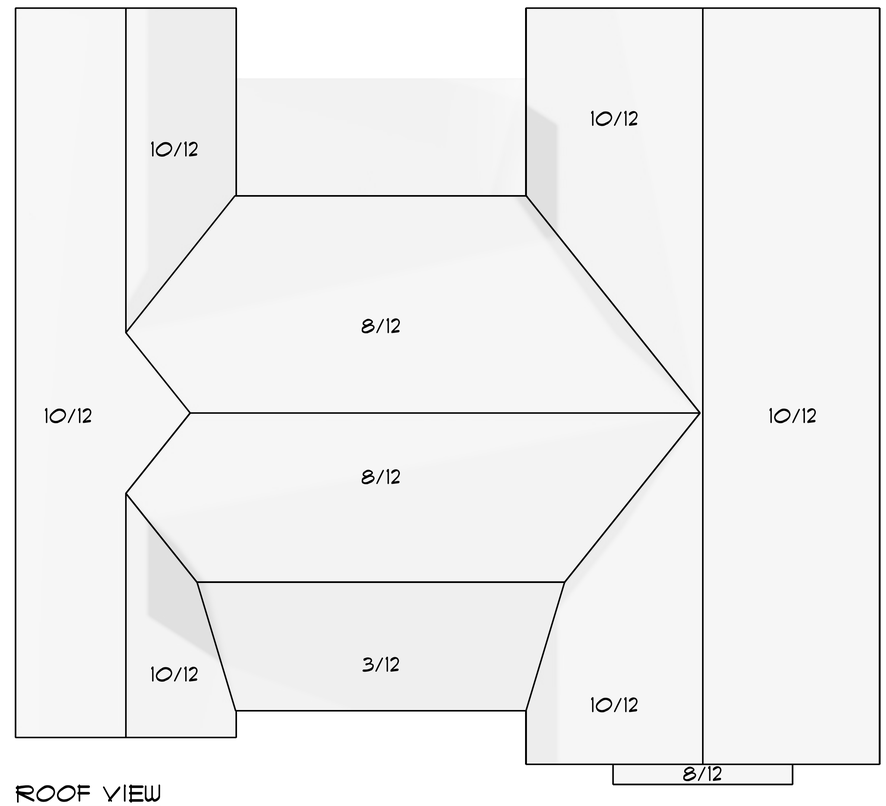

ROOF VIEW

SCALE: 3/16" = 1'-0"

PLEASE NOTE SCALE

PRELIMINARY DRAWING - NOT FOR CONSTRUCTION

22 LOCATIONS ACROSS MAINE & NEW HAMPSHIRE

AUBURN · BANGOR · BAR HARBOR · BELFAST · BELGRADE
BLUE HILL · BOOTHBAY HARBOR · BRUNSWICK · BUCKSPORT
CALAIS · CAMDEN · CHERRYFIELD · DAMARISCOTTA · ELLSWORTH
FAIRFIELD · FARMINGTON · GREENVILLE · MACHIAS · PORTLAND
ROCHESTER (NH) · ROCKLAND · SKOWHEGAN

WWW.HAMMONDLUMBER.COM

Hammond Lumber Company

D1. Drawings are provided by Hammond Lumber Company as a service to its customers and are intended for informational and illustrative purposes only. The information presented in these drawings was not or required by a registered architect and should not be used as a basis for construction. Hammond Lumber Company suggests that its customers seek the services of a registered architect to obtain technical blueprints if the customer desires to proceed further. Drawings are not to be used as a basis for construction and Hammond Lumber Company disclaims any responsibility if they are so used.

D1

BJR | SPR | AJB
ACH

RN251304

3 | 5

NORTHERN CLOSURE CONST.

SPEC HOUSE

RANCH

LEWISTON

Thursday, June 19, 2025

Scale = As Noted

Rev 1 6/17/25
Rev 2 6/19/25

HOME PLANNING CENTER
A Division of Hammond Lumber Company

Send Feedback: email draftingfeedback@hammondlumber.com

D2

D2. This drawing has been created from information gathered from client and/or builder and others involved. Any decisions to sway from this agreed upon drawing could create undesired consequences. Wall heights, floor and roof systems shown here are deliberate choices made by the designer and agreed upon by the person in possession of this copy. Riser counts, fascia heights and window sizes are determined based on these components. Changing wall heights or floor depth (conventional lumber vs. open web floor trusses or i-joists) will likely change the number of stairs and total run needed, affecting the overall design. Changing the roof framing approach (conventional lumber vs. truss) could affect the fascia heights and the overall look of the home as viewed from the exterior. Changing fascia heights may also affect window sizing, placement, and egress designation wherever they near rooflines. If the homeowner, builder and/or salesperson make the decision to deviate from the design as shown by changing any of these components, it is strongly recommended that they contact this design group to verify that the drawing will still work.

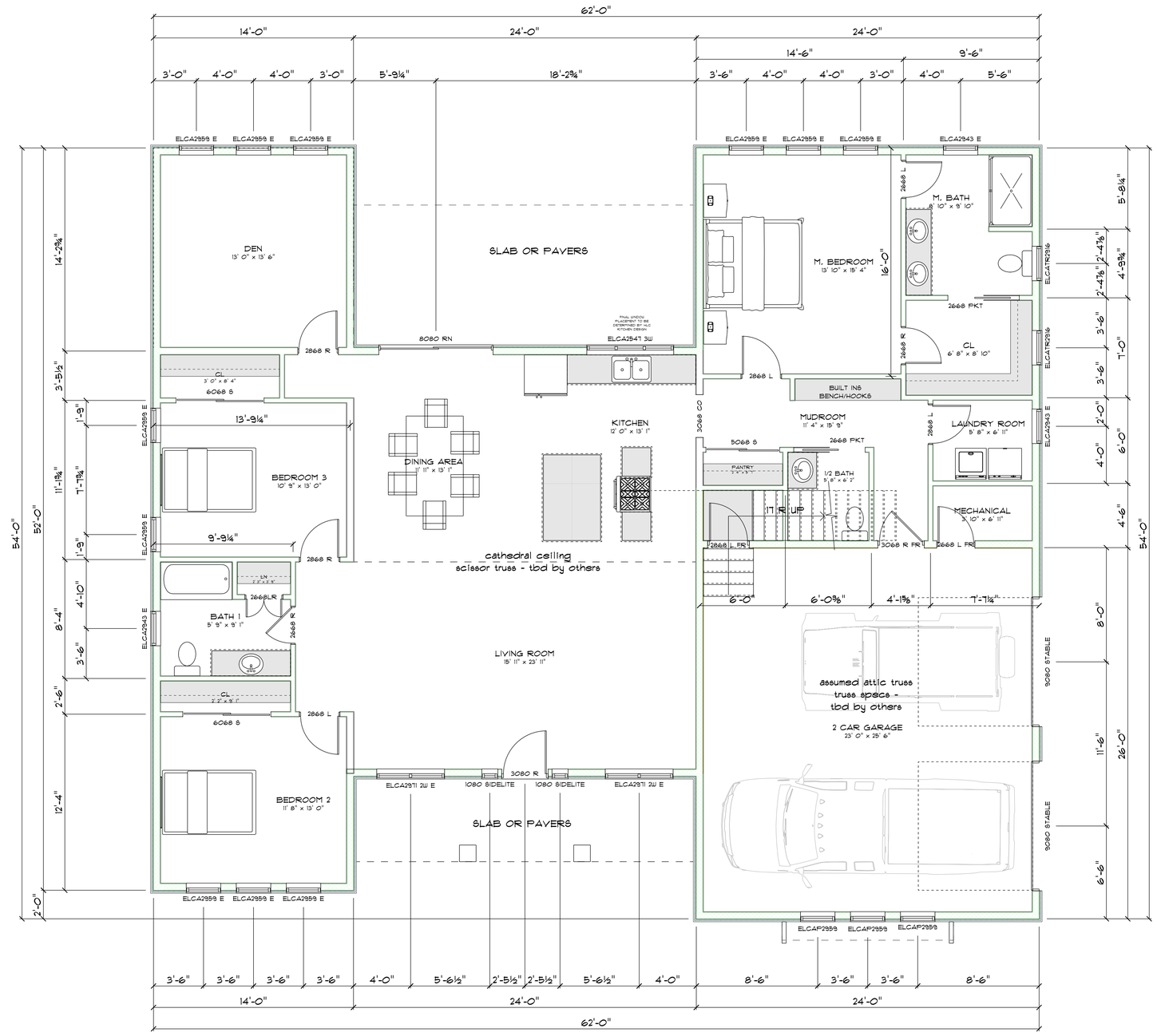

FIRST FLOOR

SCALE: 1/4" = 1'-0"

PRELIMINARY DRAWING - NOT FOR CONSTRUCTION

22 LOCATIONS ACROSS MAINE & NEW HAMPSHIRE

AUBURN · BANGOR · BAR HARBOR · BELFAST · BELGRADE
BLUE HILL · BOOTHBAY HARBOR · BRUNSWICK · BUCKSPORT
CALAIS · CAMDEN · CHERRYFIELD · DAMARISCOTTA · ELLSWORTH
FAIRFIELD · FARMINGTON · GREENVILLE · MACHIAS · PORTLAND
ROCHESTER (NH) · ROCKLAND · SKOWHEGAN

WWW.HAMMONDLUMBER.COM

Hammond Lumber Company

D1. Drawings are provided by Hammond Lumber Company as a service to its customers and are intended for informational and illustrative purposes only. The information presented in these drawings was not or required by a registered architect and should not be used as a basis for construction. Hammond Lumber Company suggests that its customers seek the services of a registered architect to obtain technical blueprints if the customer desires to proceed further. Drawings are not to be used as a basis for construction and Hammond Lumber Company disclaims any responsibility if they are so used.

D1

BJR	SPR
ACH	AJB

RN251304

4 | 5

NORTHERN CLOSURE CONST.

SPEC HOUSE

RANCH

LEWISTON

Thursday, June 19, 2025

Scale = As Noted

HOME PLANNING CENTER
A Division of Hammond Lumber Company

Send Feedback: email draftingfeedback@hammondlumber.com

D2

D2. This drawing has been created from information gathered from client and/or builder and others involved. Any decisions to sway from this agreed upon drawing could create undesired consequences. Wall heights, floor and roof systems shown here are deliberate choices made by the designer and agreed upon by the person in possession of this copy. Riser counts, fascia heights and windows sizes are determined based on these components. Changing wall heights or floor depth (conventional lumber vs. open web floor trusses or i-joists) will likely change the number of stairs and total run needed, affecting the overall design. Changing the roof framing approach (conventional lumber vs. truss) could affect the fascia heights and the overall look of the home as viewed from the exterior. Changing fascia heights may also affect window sizing, placement, and egress designation wherever they near rooflines. If the homeowner, builder and/or salesperson make the decision to deviate from the design as shown by changing any of these components, it is strongly recommended that they contact this design group to verify that the drawing will still work.

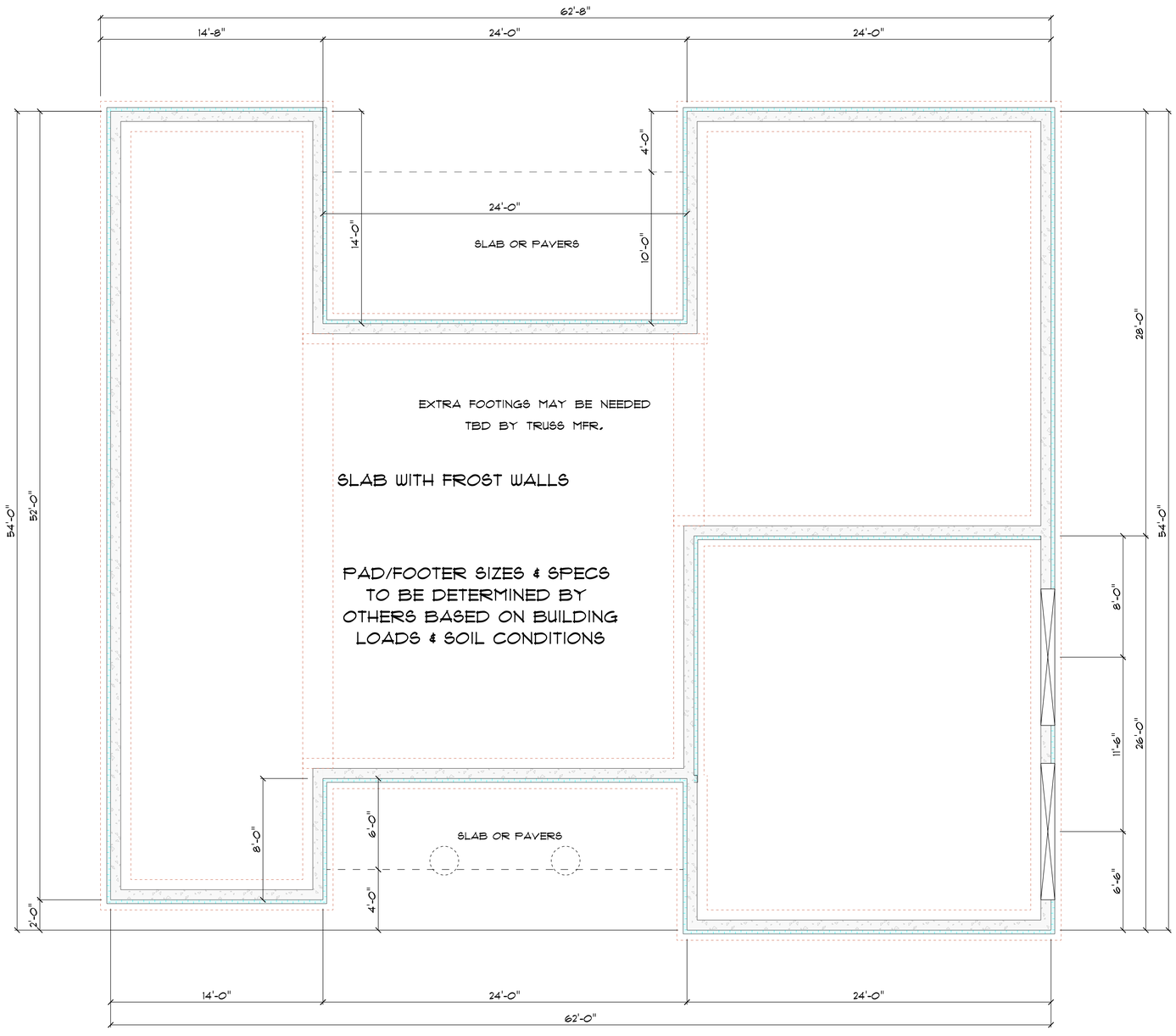

FOUNDATION

SCALE: 1/4" = 1'-0"

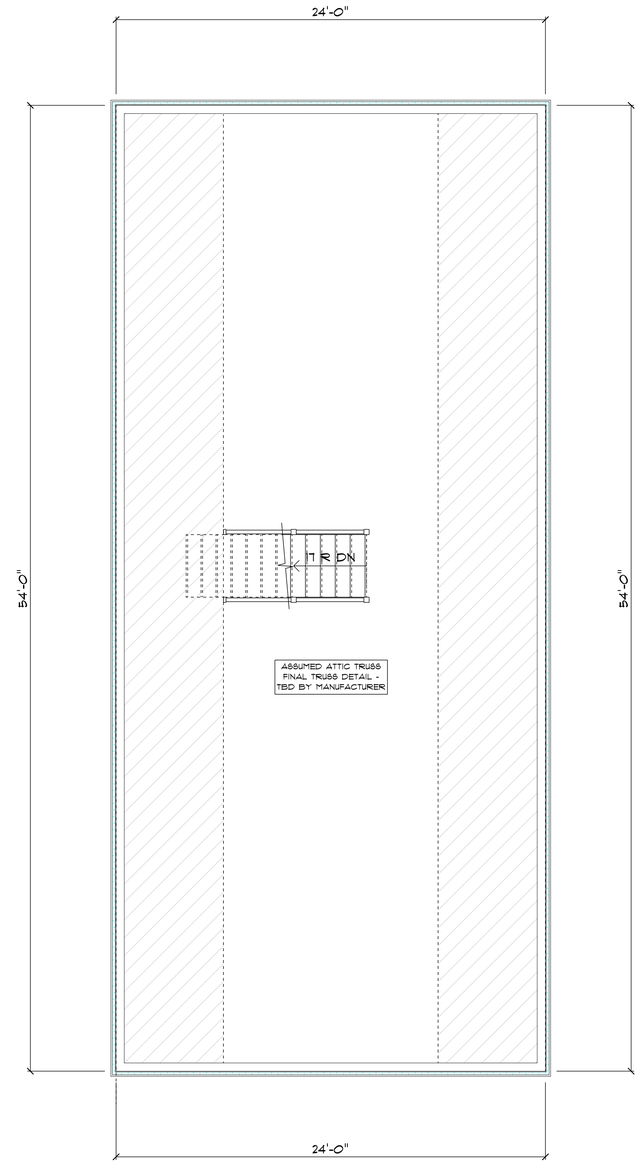

SECOND FLOOR

SCALE: 1/4" = 1'-0"

PRELIMINARY DRAWING - NOT FOR CONSTRUCTION

22 LOCATIONS ACROSS MAINE & NEW HAMPSHIRE

AUBURN · BANGOR · BAR HARBOR · BELFAST · BELGRADE
BLUE HILL · BOOTHBAY HARBOR · BRUNSWICK · BUCKSPORT
CALAIS · CAMDEN · CHERRYFIELD · DAMARISCOTTA · ELLSWORTH
FAIRFIELD · FARMINGTON · GREENVILLE · MACHIAS · PORTLAND
ROCHESTER (NH) · ROCKLAND · SKOWHEGAN

Hammond Lumber Company

WWW.HAMMONDLUMBER.COM

D1. Drawings are provided by Hammond Lumber Company as a service to its customers and are intended for informational and illustrative purposes only. The information presented in these drawings was not or required by a registered architect and should not be used as a basis for construction. Hammond Lumber Company suggests that its customers seek the services of a registered architect to obtain technical blueprints if the customer desires to proceed further. Drawings are not to be used as a basis for construction and Hammond Lumber Company disclaims any responsibility if they are so used.

D1

BJR	SFR
ACH	AJB

RN251304

5 | 5

NORTHERN CLOSURE CONST.

SPEC HOUSE

RANCH

LEWISTON

Thursday, June 19, 2025

Scale = As Noted

Revisions & Remarks
Rev. 6/17/25
Rev. 6/19/25
Rev-2
Architectural Remarks
(not all subject to rev)
R1 R2 R3 R4 R5

HOME PLANNING CENTER
A Division of Hammond Lumber Company

Send Feedback: email draftingfeedback@hammondlumber.com